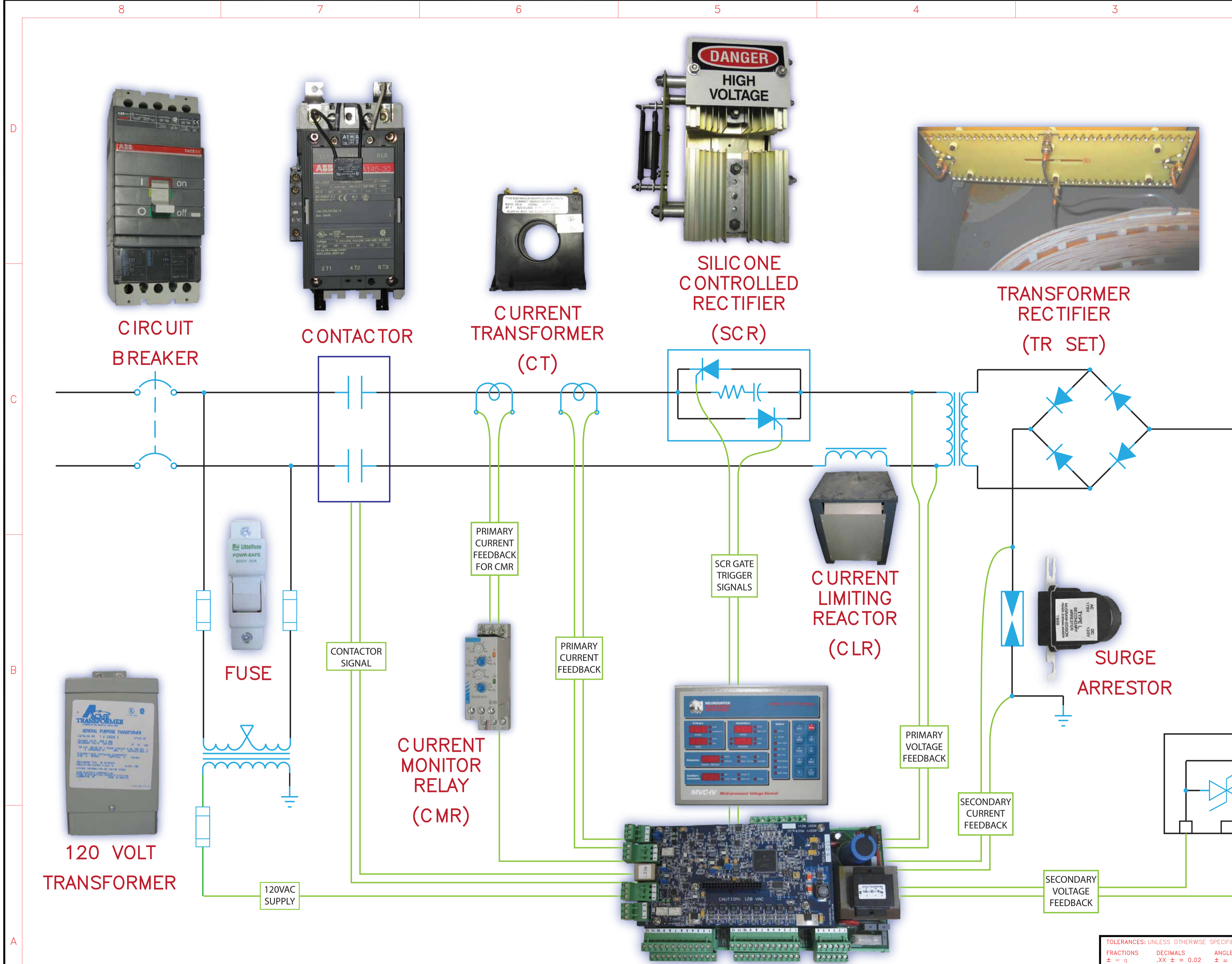


REVISIONS				
ZONE	REV.	DESCRIPTION	DATE	APPROVED



CIRCUIT BREAKER



CONTACTOR



CURRENT TRANSFORMER (CT)



SILICONE CONTROLLED RECTIFIER (SCR)



TRANSFORMER RECTIFIER (TR SET)



AIR CORE REACTOR (ACR)

ELECTROSTATIC PRECIPITATOR (ESP)



120 VOLT TRANSFORMER



FUSE



CURRENT MONITOR RELAY (CMR)




VOLTAGE CONTROLLER




CURRENT LIMITING REACTOR (CLR)



SURGE ARRESTOR



VOLTAGE DIVIDER



KV FEEDBACK BOARD



THIS DRAWING AND ALL INFORMATION THEREIN ARE THE EXCLUSIVE PROPRIETARY INFORMATION OF NEUNDORFER, INC. ALL DRAWINGS SHALL BE RETAINED BY THE RECIPIENT IN CONFIDENCE AND SHALL NOT BE COPIED, REPRODUCED OR DISCLOSED TO OUTSIDE PARTIES, AND MAY BE USED ONLY FOR THE PURPOSE FOR WHICH THEY WERE SUBMITTED. NOTHING DISCLOSED IN THE DRAWING NOT PUBLICLY AVAILABLE MAY BE USED EXCEPT WITH THE WRITTEN PERMISSION OF NEUNDORFER, INC. AND ALL COPIES SHALL BE RETURNED UPON REQUEST.

TOLERANCES: UNLESS OTHERWISE SPECIFIED		
FRACTIONS ± = 1/16	DECIMALS ± = 0.02	ANGLES ± = 2°
DIMENSIONS ARE IN INCHES UNLESS OTHERWISE SPECIFIED.		
MATERIAL: AS NOTED		
FINISH:		
TYPE OF DRAWING	PRECIP. BRAND	SAVE NAME: example

CUSTOMER: ELECTRIC COMPANY YOUR PLANT CO	PART OR IDENTIFYING NO.	NOMENCLATURE OR DESCRIPTION
APPROVALS	DATE	
DRAWN: X. Chapin	1-12-2009	
CHECKED		
ISSUED		
SIZE: D	DWG. NO.	SCALE:

**NEUNDORFER** ENGINEERED SYSTEMS

NEUNDORFER, INC.  
WILLOUGHBY, OHIO  
(440)942-8990

**SCHEMATIC DIAGRAM**  
MVC4 RETROFIT  
YOUR PRECIP

EXAMPLE

SHEET OF